

STEP BY STEP GUIDE TO



SIGN UP FOR THE
SINGTEL - SINGAPORE CANCER SOCIETY RACE AGAINST CANCER

1. Visit the RAC Website at <https://www.raceagainstcancer.org.sg/>.
2. Proceed to log in at <https://www.raceagainstcancer.org.sg/login>



ACCOUNT LOGIN

SIGN IN

[Forgot password?](#)

LOGIN

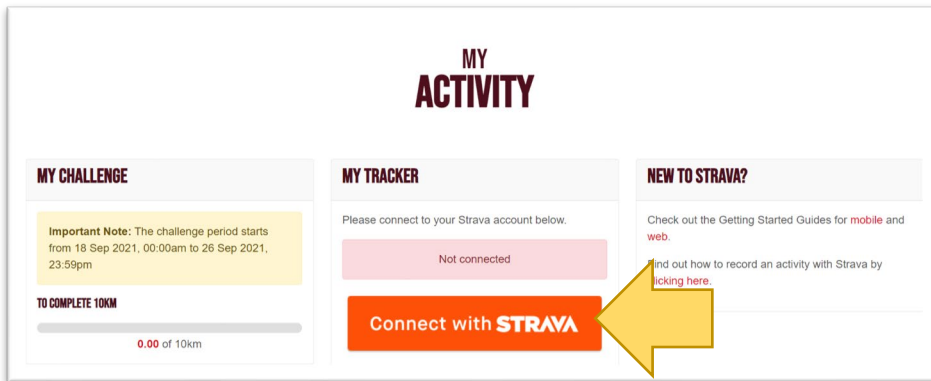
Don't have an account yet?

[Register now](#)

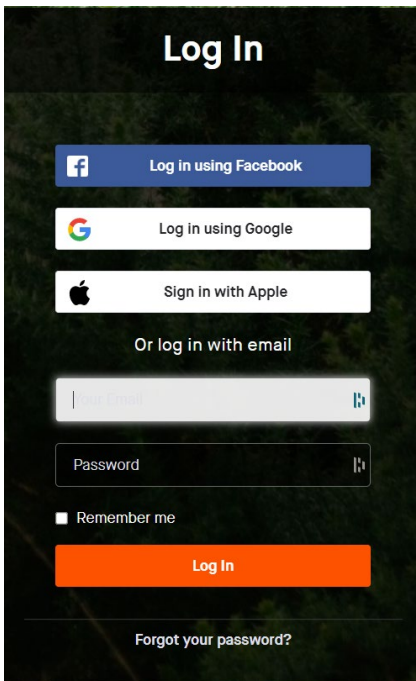
3. Click on My Activity




4. Do link up your Strava with RAC's My Tracker immediately after registration. Do note that you can only start clocking your distance from 18 September 2021 onwards.



5. Log in with the same account you are using to track your distance. If you have an existing Strava account, ensure that you are logged into the same account on both the devices used for registration and clocking of steps.



6. Click on authorise. It is strongly recommended to allow access to private activities.



Authorize Singtel-Singapore Cancer Society Race Against Cancer to connect to Strava

The RAC is an annual fundraising event organised by SCS to raise funds to support our cancer community through our various programmes and services.

<https://www.raceagainstcancer.org.sg>

Singtel-Singapore Cancer Society Race Against Cancer will be able to:

- View data about your public profile (required)
- View data about your private activities

Authorize

Cancel

To revoke access to an application, please visit your [settings](#) at any time.

By authorizing an application you continue to operate under our [Terms of Service](#).

7. After you've linked your Strava account, you can view it again to ensure it is the correct one.

MY ACTIVITY

MY TRACKER

Please make sure the following connected device has all your correct activities from **18 September 2021, 00:00am to 26 September 2021, 23:59pm**.

Connected: View your Strava account

If the above account is not correct, please **click here** to deauthorize.